



SIGNALGRYD

HAWKERS' PRODUCTIVITY GRANT (HPG) 2021


Application & Claim Guide

Step-By-Step Guide for
Hawkers and Stallholders
By SIGNALGRYD

www.signalgryd.com

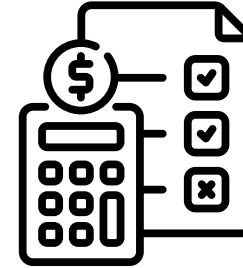


What is Hawkers' Productivity Grant (HPG)?



Funding Support for Hawkers and Stallholders by NEA

The Hawkers' Productivity Grant (HPG) by NEA is a funding support to encourage hawkers and stallholders to achieve higher productivity with the use of automation and technology.



Claimable up to 80% of the equipment cost, capped at S\$5,000

NEA will co-fund the purchase of the suitable automation equipment and eligible stallholders can claim up to 80% of the equipment cost on a reimbursement basis, capped at S\$5,000.

HPG is scheduled to end in March 2023 and equipment that has been funded by other grant schemes will not be supported.

HPG Eligibility Criteria

In order to be eligible for the funding support, the applicant must satisfy the following conditions:



Is a registered stallholder with a valid hawker licence issued by NEA/SFA



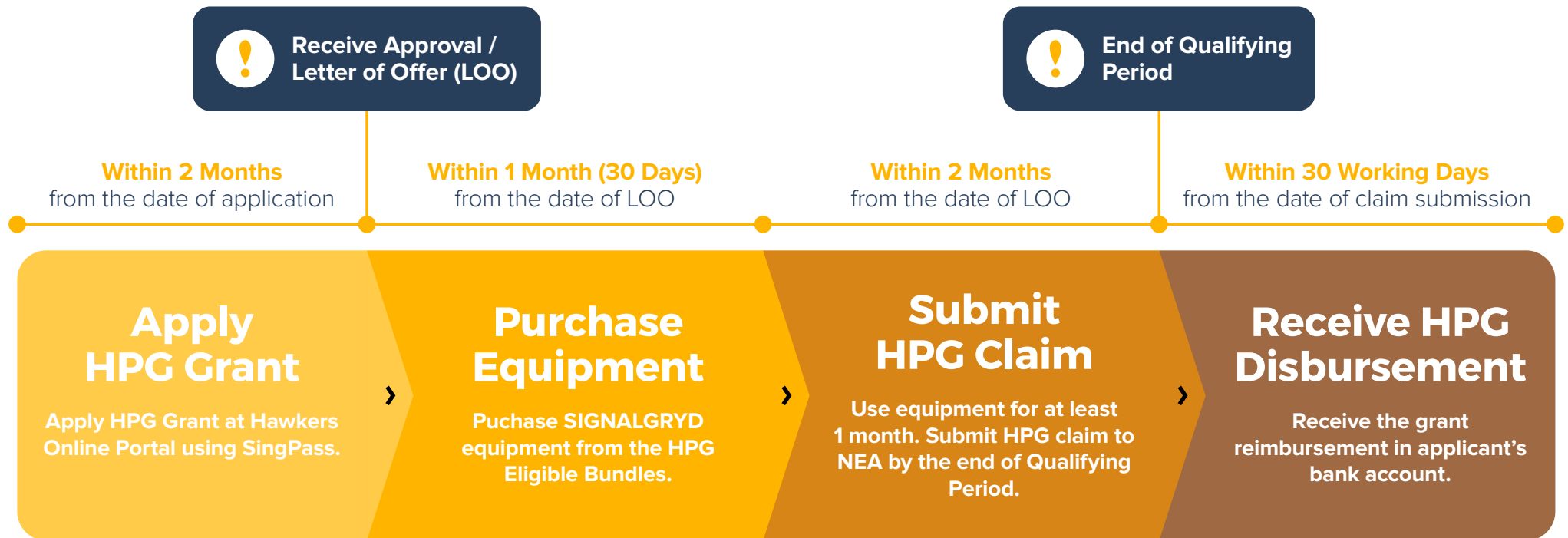
Has at least 1 year valid Tenancy Agreement with NEA or NEA-appointed operators



Complies with Terms and Conditions imposed by NEA

HPG Timeline

The following is the typical timeline of an application and subjected to the completeness of application and documents required to process the grant.





SIGNALGRYD

HAWKERS' PRODUCTIVITY GRANT APPLICATION GUIDE

Documents Required For HPG Application

From SIGNALGRYD

From Applicant

01

SIGNALGRYD Brochure

- Equipment Brochure to be uploaded to Hawkers Online Portal.

02

SIGNALGRYD Quotation

- Equipment Quotation to be uploaded to Hawkers Online Portal.

03

SIGNALGRYD Application Information

- To fill up the required fields when applying for the HPG.

04

Copy of Bank Statement

- Bank Name
- Bank Account Number
- Bank Account Holder Name
- Bank Statement to be uploaded to Hawkers Online Portal.

05

Additional Information Required

- Number of Hawker Assistants
- Number of Hawker Assistants needed with the use of Equipment*
- Product and Stall Information (Cuisine, food name, pricing, working hours etc)

*Please note that this amount should be reduced by at least 25%

★ You may check out our [HPG Application Guide](#) in the following pages on how to apply HPG application online. Or you may also call us at [+65 3159 4755](tel:+6531594755) or email us at contact@signalgryd.com for assistance. We'd be happy to help!


HPG Application Guide

Step 1:

Apply online via Hawkers Online Portal.

Go to URL

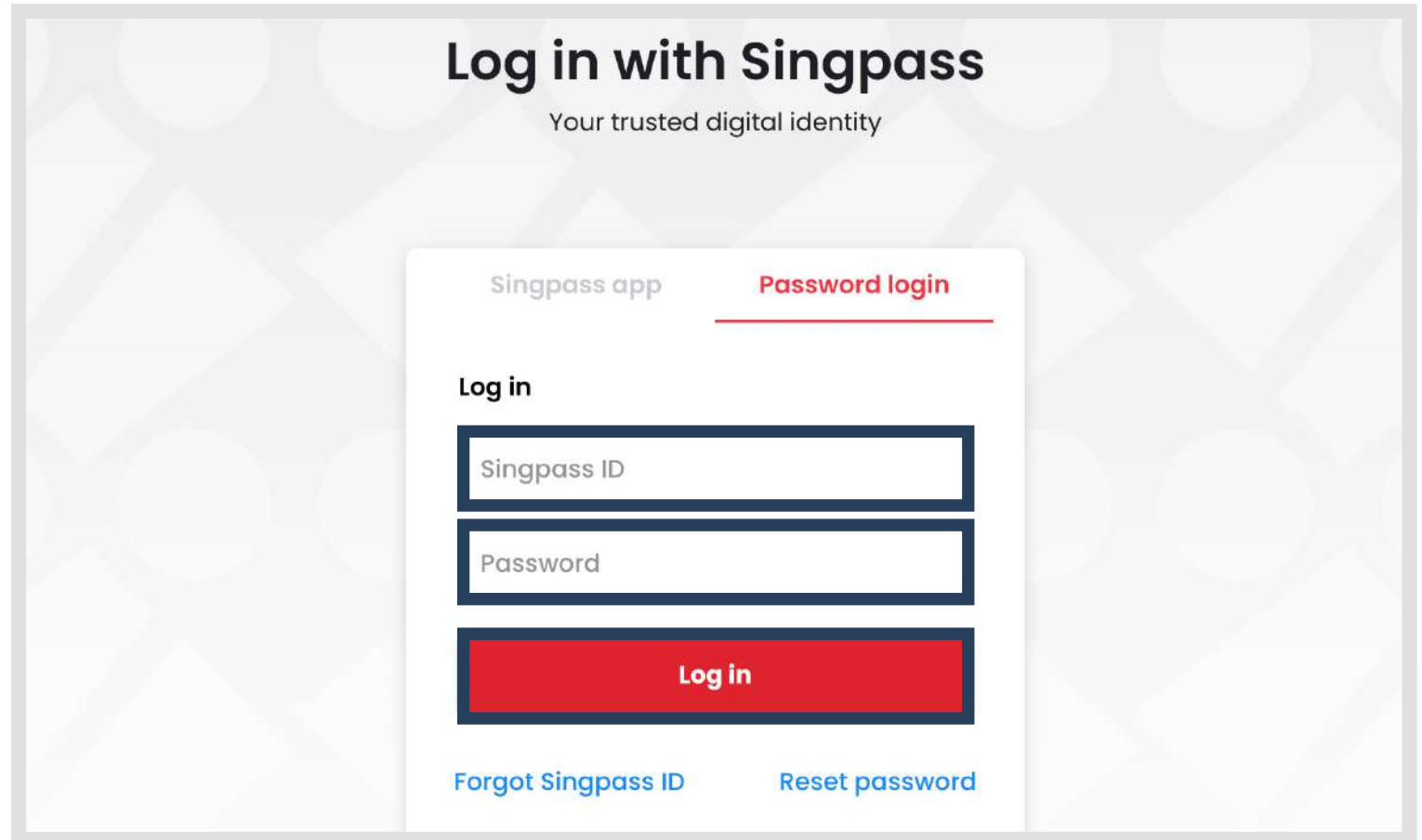
<https://e-services.nea.gov.sg/hcms/mainpage.aspx> and click on 'Log in with singpass'.



HPG Application Guide

Step 2:

Enter your **SingPass ID** and **Password** and click **'Log in'**.




The screenshot displays the Singpass login interface. At the top, it says "Log in with Singpass" and "Your trusted digital identity". Below this, there are two options: "Singpass app" and "Password login". The "Password login" option is selected and underlined in red. Underneath, there is a "Log in" section with two input fields: "Singpass ID" and "Password". Below the input fields is a red "Log in" button. At the bottom, there are two links: "Forgot Singpass ID" and "Reset password".

HPG Application Guide

Step 3:

Update **your particulars** in **MyInfo Page** and click **'Update'**.

Edit Particulars 

Please provide either Telephone Number or Handphone Number

Telephone Number:

Handphone Number:

Email Address:

Residential Address

Postal Code*:

Block/House No.:

Floor/Unit No #: -

Street Name*:

Building Name:

[Retrieve MyInfo](#)

[Update](#)

HPG Application Guide

Step 4:

To apply for the grant, mouse over **eServices** tab and click on **'Grant Application'**.



HPG Application Guide

Step 5:

Read and acknowledge the **Guidelines for Application** and once you are done, click **'Proceed to Application'**.

eServices » Grant Application A+ A-

HAWKER PRODUCTIVITY GRANT

Guidelines for Application

1. Objective

The purchase of suitable automation equipment is co-funded to help stallholders achieve higher productivity in preparing and serving of sale items to customers through the use of technology.

2. Eligibility Criteria

To be eligible for the Hawkers' Productivity Grant (HPG), stallholder must satisfy the following conditions:

- (a) A **Registered stallholder** with a **valid hawkker stall licence** issued by NEA / SFA.
- (b) Has a **valid Tenancy Agreement** with NEA or NEA-appointed operators, with balance tenancy term of **at least one (1) year**.
- (c) Complies with any terms and conditions as imposed by NEA.

Stallholders are to refer to NEA website for the pre-approved list of equipment that qualify for the grant.

3. Application

(a) Stallholders have to use SingPass to login and submit online via this link: <http://e-services.nea.gov.sg/hcms/mainpage.aspx>. The following documents must be scanned and uploaded with the application:

- i) Supplier's quotation with equipment unit cost
- ii) Brochure of equipment with technical specifications e.g. power consumption in watts/amps, phase, dimensions, capacity, etc
- iii) Copy of bank book/bank e-statement that shows bank account number and holder's name

HPG Application Guide

Step 6:

Select the stall that HPG eligible equipment will be used at, and click **'Next'** to proceed.

Hawkers' Productivity Grant in Hawker Online

1 Select stall for the grant application ▶
 2 Enter grant application details ▶
 3 Upload supporting documents ▶
 4 Confirm and Submit ▶
 5 Complete

Basic Details

Application Date: 24-Sep-2017

Please select one stall for this application* 2 item(s) total

Centre Name	Centre Address	Stall No.	Article of Sales	Select
TELOK BLANGAH CRESCENT BLK 000	BLK 00-TELOK BLANGAH CRESCENT #00-000 S(000000)	00-000	COOKED FOOD(NON-MUSLIM)	<input checked="" type="checkbox"/>
JALAN BUKIT MERAH BLK 000	BLK 0 JALAN BUKIT MERAH #00-000 S(000000)	00-000	COOKED FOOD(NON-MUSLIM)	<input checked="" type="checkbox"/>
1				

HPG Application Guide

Step 7:

- 1 Enter **Bank Account Details** and scroll down after completing.
- 2 Enter **Equipment Details** from **SIGNALGRYD Application Information** document, and fill up **other required fields**.
- 3 Once you are done, click **'Add/Update'**, and click **'Next'** to proceed.

Bank Details

Bank Name*:

Bank Account Name*:

Bank Account Number*:
Please omit dashes

3 ✔ Add/Update

Name of Equipment*:

Model No. of Equipment*:

Function of Equipment*:

Power Consumption*: Watt ▾

Current hour(s) without use of Equipment: Hours*: Minutes*:

Estimated hour(s) with use of Equipment: Hours*: Minutes*:

No. of registered Hawker Assistants*:

No. of Hawker Assistants needed with use of Equipment*:

Equipment in Pre-Approved List*: Yes No

How does the Equipment improve productivity?*:

With the Wireless Restaurant Paging System, it helps to shorten the queue and totally eliminate the crowd of people waiting for their order in front of the stall. The system allows us to shorten the queue by simultaneously placing orders and collecting payment, and then handing them a pager. With this far range paging system, customers need not wait at the store front and instead, sit comfortably and any place around the vicinity and be alerted through the system when their order is ready for collection.

Please provide information on how the equipment will help you to improve productivity in your food preparation

Estimated Cost (Exclude GST)*:

3

HPG Application Guide

Step 8:

Upload Supporting Documents:

- 1) SIGNALGRYD Quotation
- 2) SIGNALGRYD Brochure
- 3) Copy of Bank Statement

Select the type of document, click **'Browse'** to find the document required and click **'Upload Document'**. Repeat the steps for all 3 Documents and click **'Next'** to proceed.

Document: Supplier quotation with equipment unit cost (Compulsory) Browse...

Remarks:

Upload Document

File Uploaded: 1 item(s) total

<input type="checkbox"/>	Type	File Name	File Size (Bytes)	Remarks
<input type="checkbox"/>	Brochure of equipment with technical specifications (Detailed with power consumption in watt/amp, dimensions, PH)	brochure.pdf	145430	

1

Save As Draft Previous Next

HPG Application Guide

Step 9:

Verify that all information are correct.

1 Select stall for the grant application ▶
 2 Enter grant application details ▶
 3 Upload supporting documents ▶
 4 **Confirm and Submit** ▶
 5 Complete

Basic Details

Application Date: 24-Sep-2017

Tenancy Details

Tenancy No: TE/TB1/00-000/0000/00

Commencement Date: 01-Jul-2016

Expiry Date: 30-Jun-2019

Trade Type: COOKED FOOD > COOKED FOOD(NON-MUSLIM)

Stall Details

Centre: TELOK BLANGAH CRESCENT BLK 11

Stall Address: BLK 00 TELOK BLANGAH CRESCENT #00-000 S(000000)

Stall No: 00-000

Bank Details

Bank Name: ABC BANKING CORPORATION LTD

Bank Account Name: ABC Name

Bank Account Number: 0000000000

Equipment to Purchase

Name of Equipment	Model No. of Equipment	Function of Equipment	Power Consumption	Current hour(s) without use of Equipment	Estimated hour(s) with use of Equipment	No. of Registered Hawker Assistants	No. of Hawker Assistants needed with use of	Estimated Cost (Exclude GST)	Equipment in Pre-Approved List

HPG Application Guide

Step 10:

Read through the Terms and Conditions.

Click on the Checkbox to acknowledge that you have read and agree to the Terms and Conditions.

Click **'Submit'**.

Terms and Conditions

1. I have read and understood the Hawkers' Productivity Grant Guidelines.
2. I confirm that all the information contained herein and submitted with this application is correct and final.
3. I confirm that the equipment is to be used exclusively in my stall.
4. I confirm the equipment has not been funded by other grant schemes.
5. I hereby declare that all equipment installed and used in my stall do not exceed the allocated power capacity for my stall.

have read and agreed to the Terms and Conditions

[Save As Draft](#) [Previous](#) [Submit](#)

HPG Application Guide

Step 11:

After successful e-submission, the acknowledgement page will be displayed.

To print this page, click **'Print'** and done!

You may be notified of the application outcome **typically within 2 months** from the date of application.

Your application/request has been successfully submitted.

Transaction Reference Number: GS/1709/0002

Application Mode: e-Services

Application Date: 24-Sep-2017

Tenancy Details

Tenancy No: TE/TB1/00-000/0000/00

Commencement Date: 01-Jul-2016

Expiry Date: 30-Jun-2019

Trade Type: COOKED FOOD > COOKED FOOD(NON-MUSLIM)

Stall Details

Centre: TELOK BLANGAH CRESCENT BLK 11

File Uploaded 3 item(s) total

Delete

Type	File Name	File Size (Bytes)
Brochure of equipment with technical specifications (Detailed with power consumption in watt/amp, dimensions, PH)	BTS.pdf	81915
Copy of Bank Book or Bank Statement	BankBook.pdf	81933
Supplier quotation with equipment unit cost	UnitCost.pdf	81933

1

Print



SIGNALGRYD

HAWKERS' PRODUCTIVITY GRANT CLAIM GUIDE

HPG Claim Guide

Upon receiving the **Letter of Offer (LOO)** / approval from NEA, the following would be the steps in order to submit the claim:

Step 1: Accepting the Letter of Offer

The applicant must return the signed and completed original copy of LOO to NEA **within 1 month (30 days)** from the date of LOO.

Step 2: Purchasing the Equipment

Purchase the Equipment from SIGNALGRYD HPG Eligible Bundles **within 1 month (30 days)** from the date of LOO.

Step 3: Use the Equipment

Use the equipment for **at least a month** before submitting a disbursement claim request.

[Continue to Next Page >>](#)

HPG Claim Guide

Step 4: Making Your Claim

The applicant must submit the disbursement request at the end of the qualifying period which is **2 months** from the date of LOO.

Step 5: Submitting Documents

The applicant must submit the disbursement request with the following documents:

- 1) **Disbursement Request Form, duly completed and signed (Form Provided By NEA)**
- 2) **Original Direct Credit Authorisation (DCA) Form, duly completed and signed (Form Provided By NEA)**
- 3) **Original itemised receipt and invoice (Provided By SIGNALGRYD)**

All documents must be submitted to:

Hawker Centres Group, National Environment Agency
HDB Hub East Wing, 480 Lorong 6 Toa Payoh #26-01
Singapore 310480

Attn: Hawkers' Productivity Grant, Name of Grant Processing Officer



If the documents submitted are in order and the submission was successful, you may receive the Grant reimbursement in your bank account **within 30 working days**.



SIGNALGRYD

SIGNALGRYD Pte. Ltd.

IMDA Registered Licensed Dealer: DA106967

190 Clemenceau Avenue
Singapore Shopping Centre
#06-06 Singapore 239924

signalgryd.com